

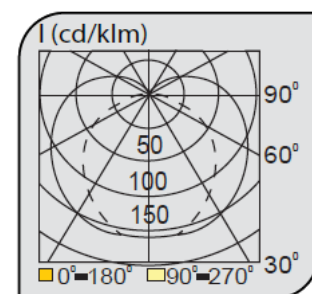
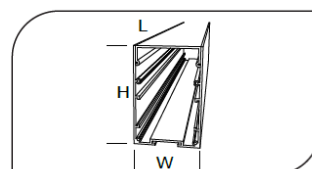



## Surface Mounted Linear Luminaires

CE EN 60598-2-2 IP 40



Code	VK215 150LED
Power (W)	28,5
Light Flux (lm)	3450
Light Source	SMD LED
Color Temp	SMD LED
Dimensions (W/L/H mm)	50x1500x75
Cut Out (W/L/H mm)	-
Weight (Kg)	-
Housing	Aluminium
Paint	Electrostatic Powder Coated
Balast	Vde Approved Driver
Diffuser	Opal PMMA Diffuser
Mounted	Surface



Code	Power (W)	Light Flux (lm)	Light Source	Color Temp	Dimensions (W/L/H mm)	Cut Out (W/L/H mm)	Weight (Kg)
VK215 101LED	19	2300	SMD LED	3000-4000K	50x1000x75	-	-
VK215 120LED	23	2750	SMD LED	3000-4000K	50x1200x75	-	-
VK215 150LED	28,5	3450	SMD LED	3000-4000K	50x1500x75	-	-